

The **ATCO** MOTOR MOWER

IN compiling this list of Spare Parts for the ATCO Motor Mower we have endeavoured to arrange the pages and illustrations in such a way that our customers can easily order any spare parts they may require from time to time.

The Machine has been divided into a number of units, and the parts forming those units have been illustrated both individually and assembled. In this way no difficulty should be experienced in finding and correctly designating the parts required.

Since complete records of all machines built are kept at the Works, it is usually only necessary to quote the engine number stamped on the crank case, the width of the cutter - 16, 22 or 30 inches - and the registered number of the part as given in this list, when ordering spare parts.

Any defective or worn parts forwarded for inspection should be consigned to the Works carriage paid, and should bear a label, securely attached, giving the name and address of the sender.

If these suggestions are carefully carried out the correct parts will be promptly sent and the machine will then be "in action" again with the least possible delay.



CHAS · H · PUGH · LIMITED
WHITWORTH WORKS, TILTON ROAD
BIRMINGHAM ENGLAND

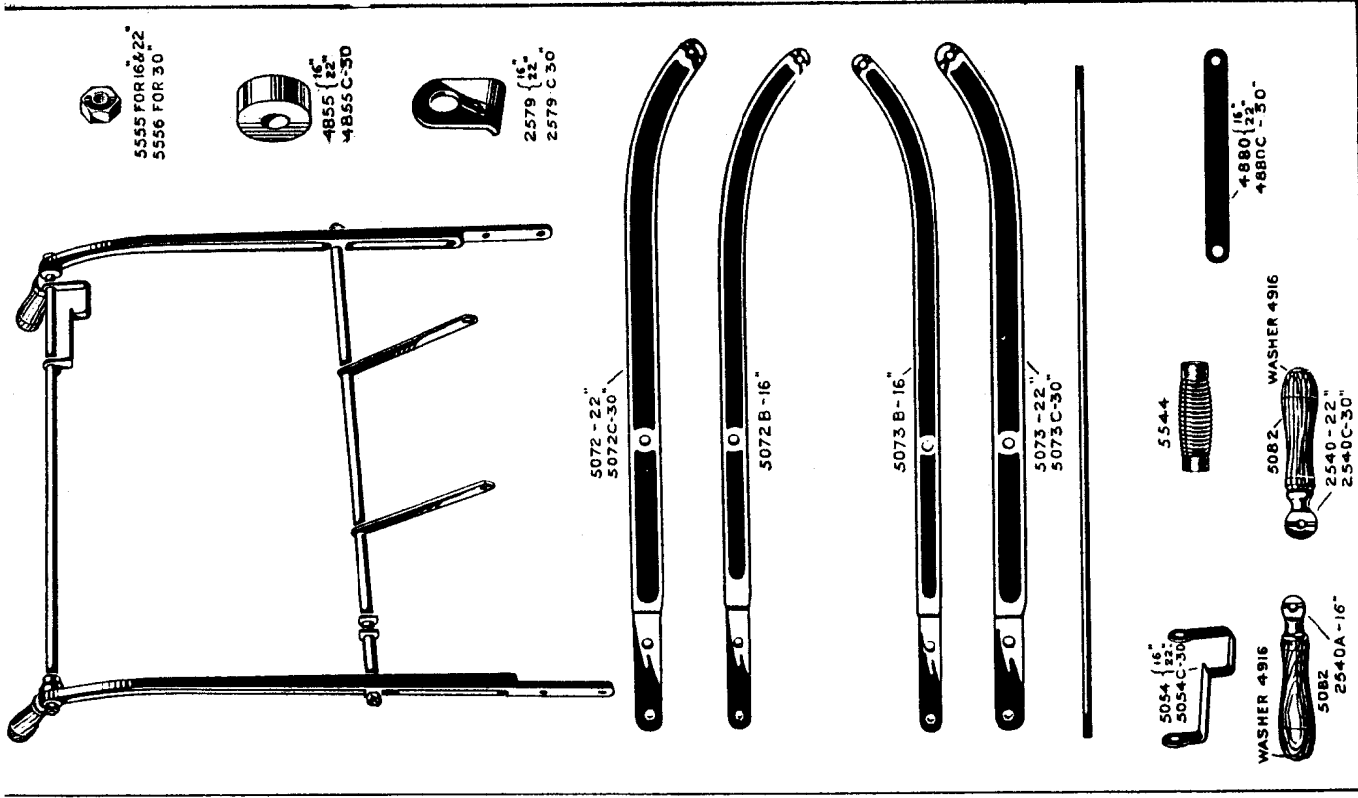
Telegrams : "Accuracy, Bham." Telephone : Victoria 161. (3 lines)

"ATCO" SPARE PARTS LIST.

Long Handles Unit.

16"	22"	30"	Description.	18"	22"	30"
5072B	5072	5072C	Long handle. Right hand	5/6	6/8	6/8
5073B	5073	5073C	Long handle. Left hand	5/6	6/8	6/8
5082	5082		Wooden handle grip	9d.	9d.	9d.
4916	4916		Washer for ditto	1/4d.	1/4d.	1/4d.
2540A	2540	2540C	Steel eyebolt going up centre of wooden handle	1/-	1/-	1/-
5054	5054	5054C	Gate or guide for clutch lever	1/-	1/-	1/-
2579	2579	2579C	Clips for starting handle	1 1/2d.	1 1/2d.	1 1/2d.
4880	4880	4880C	Steady link from handles to engine plates	7d.	7d.	7d.
4855	4855	4855C	Collar for carburettor control levers clip	3d.	3d.	3d.
—	—	5556	1/2" hex. nut. (W.S.)	—	—	2d.
5555	5555	—	1/2" hex. nut (W.S.)	1 1/2d.	1 1/2d.	—
—	—	5108	1/2" spring washer	—	—	1d.
5109	5109	—	1/2" spring washer	1d.	1d.	—
—	—	4901	1/2" plain washer	—	—	1d.
4904	4904	—	1/2" plain washer	1d.	1d.	—
—	—	5544	Rubber grip for top rail	—	—	1/3

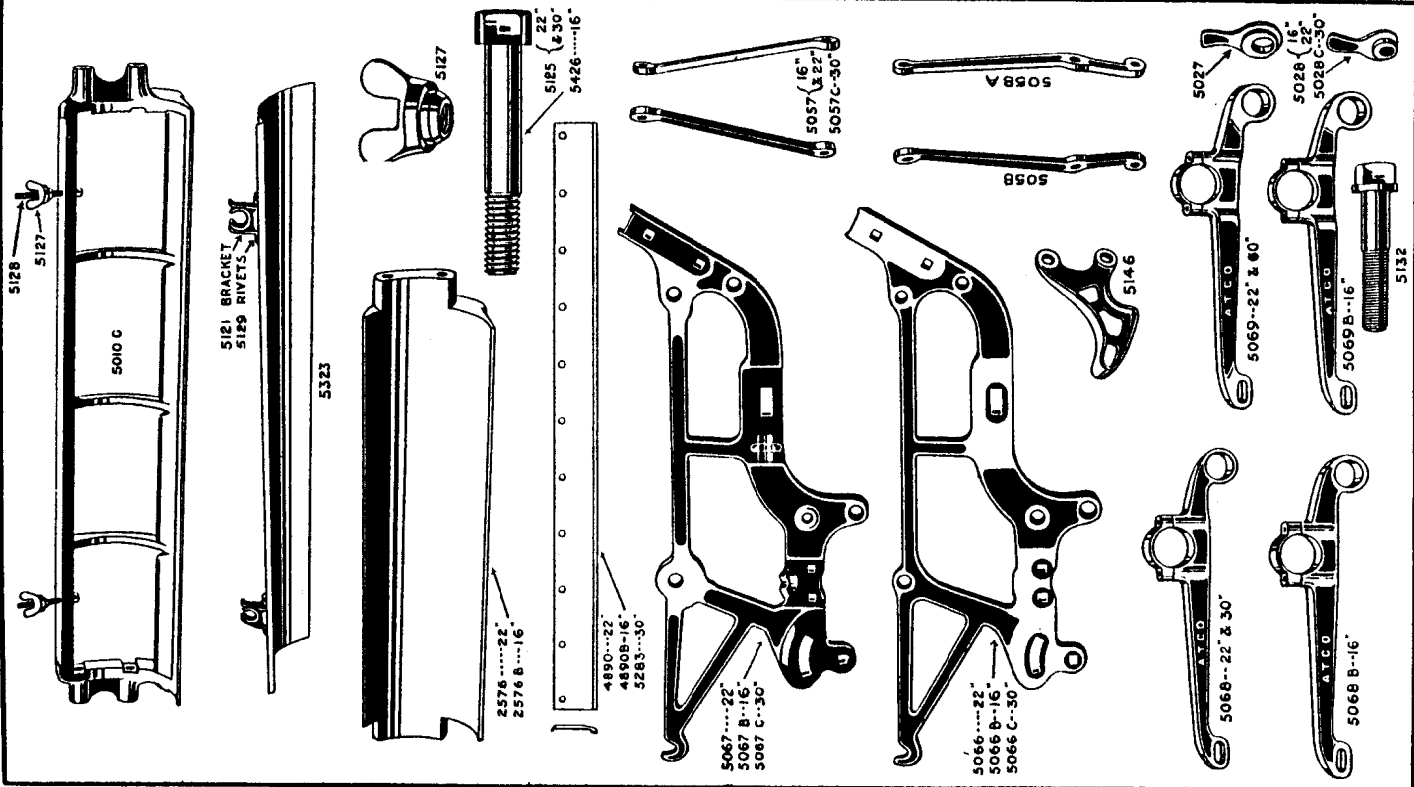
NOTE.—When ordering Spare Parts, the engine number (which is stamped on the crank case), date of purchase, and the width of cutter should always be given.



"ATCO" SPARE PARTS LIST.

Main Frame Unit.

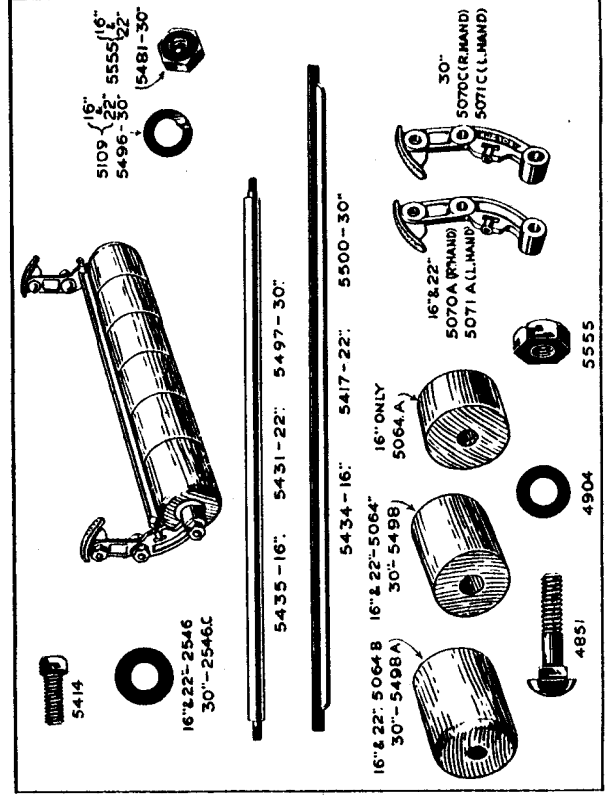
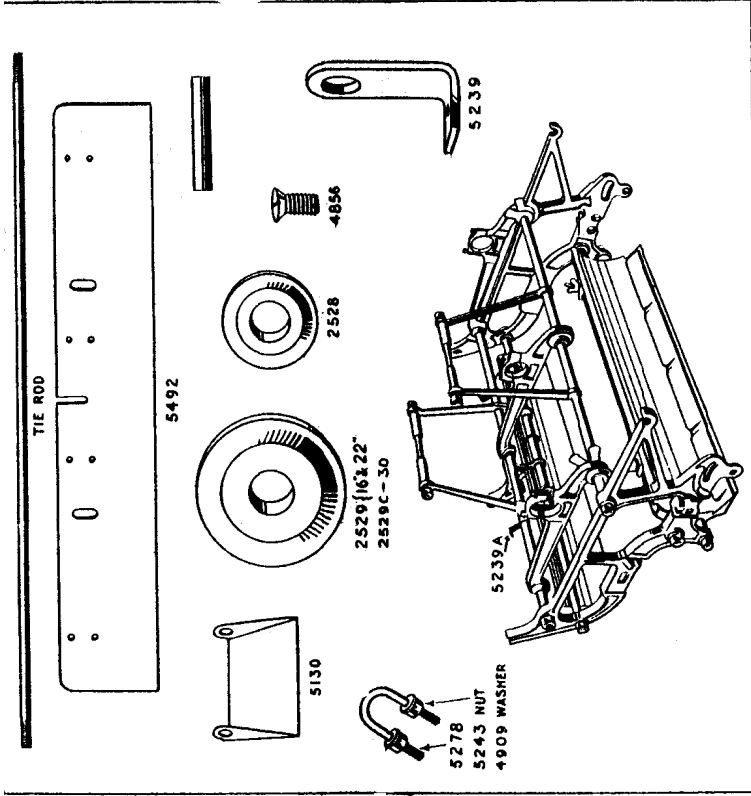
16"	22"	30"	Description.	16"	22"	30"
5066B	5066	5066C	Side Frame, right hand	16/-	17/-	17/-
5067B	5067	5067C	Side Frame, left hand	16/-	17/-	17/-
2576B	2576	5010C	Conveyor casting only (machined) but no sole plate fitted	17/6	17/6	33/-
4890B	4890	5283	Sole plate	12/6	15/-	19/6
4856	4856	4856	Raised countersunk screws for conveyor blade	1d.	1d.	1d.
5125	5125	5125	Tee head bolts for conveyor	6d.	6d.	6d.
5323	5323	5323	Conveyor plate (no fittings)	—	—	6/8
5121	5121	5121	Conveyor plate bracket	—	—	1/2
5129	5129	5129	Rivets for bracket	—	—	‡d.
5128	5128	5128	Square head bolts for fixing plate	—	—	4d.
5127	5127	5127	Wing nuts	—	—	1/9
5057	5057	5057C	Front brackets engine support	1/6	1/6	1/6
5058	5058	5058	Rear bracket, right hand engine support	1/6	1/6	1/6
5058A	5058A	5058A	Rear bracket, left hand engine support	1/6	1/6	1/6
5146	5146	5146	Prop foot or strut (no tubes)	2/6	2/6	2/6
2529	2529	2529C	Dished washer (large)	1/1	1/1	1/1
2528	2528	—	Dished washer (small)	7d.	7d.	7d.
5130	5130	—	Scrapers for rear rollers (outer)	8d.	8d.	1‡d.
5239	5239A	5239A	Silencer support clips	1‡d.	1‡d.	1‡d.
5027	5027	5027	Eccentric adjustment lever for countershaft (large)	2/-	2/-	2/-
5028	5028	5028C	Ditto (small)	1/9	1/9	1/9
5492	5492	5492	Scraper, full length for all rollers	—	—	8/-
5276	5276	5276	Staple clip for scraper	—	—	1‡d.
5243	5243	5243	‡" hex. nut for staple clip	—	—	1d.
5069B	5069	5069	Countershaft bracket (clutch side)	6/9	8/9	8/9
5068B	5068	5068	Countershaft bracket (starting socket side)	6/1	8/9	8/9
5132	5132	5132	Central countershaft bracket	—	—	8/9
5555	5555	5555	Screws for countershaft bracket clips	4d.	4d.	4d.
5556	5556	5556	Hex nuts (‡" W.S.)	1‡d.	1‡d.	1‡d.
5481	5481	5481	‡" hex. nuts	2d.	2d.	2d.
4904	4904	4904	‡" washers (plain)	‡d.	‡d.	‡d.
4901	4901	4901	‡" washers (plain)	1d.	1d.	1d.
4901C	4901C	4901C	‡" washers (plain)	1d.	1d.	1d.
5109	5109	5109	‡" spring washers	1d.	1d.	1d.
5108	5108	5108	‡" spring washers	1d.	1d.	1d.
5496	5496	5496	‡" spring washers	—	—	1d.



NOTE.—When ordering Spare Parts, the engine number (which is stamped on the crank case), date of purchase, and the width of cutter should always be given.

Front Wood Roller Unit.

16"	22"	30"	Description.	16"	22"	30"
5070A	5070A	5070C	Bracket for wood roller shaft (right hand) with index ...	2/-	2/-	2/-
5071A	5071A	5071C	Bracket for wood roller shaft (left hand) with index ...	2/-	2/-	2/-
5435	5431	5497	Wood roller shaft (screwed on ends) ...	1/7	1/9	4/3
5322(A)	5114	5332	Ditto (not screwed on ends)	1/4	1/6	4/-
5064	5064	5498	Wood roller (plain) with liner ...	2/3	2/3	2/3
5064A	—	—	Wood roller (short) with liner ...	1/6	—	—
5064B	5064B	5498A	Wood roller (rounded edge at one end) with liner ...	2/3	2/3	2/3
2546	2546	2546C	Washers between wood rollers ...	2d.	2d.	2d.
5434	5417	5500	Wood roller scraper ...	1/-	1/3	1/10
5414	5414	5414	Screw for fixing scraper ...	1d.	1d.	1d.
4851	4851	4851	3/4" cup sq. bolt for fastening to frame ...	2d.	2d.	2d.
5555	5555	5555	3/4" nut for ditto ...	1 1/2d.	1 1/2d.	1 1/2d.
4904	4904	4904	3/4" plain washer for ditto ...	1d.	1d.	1d.
5555	5481	5481	Nut for roller shaft ...	1 1/2d.	1 1/2d.	3d.
5109	5109	5496	Spring washer for roller shaft ...	1d.	1d.	1d.



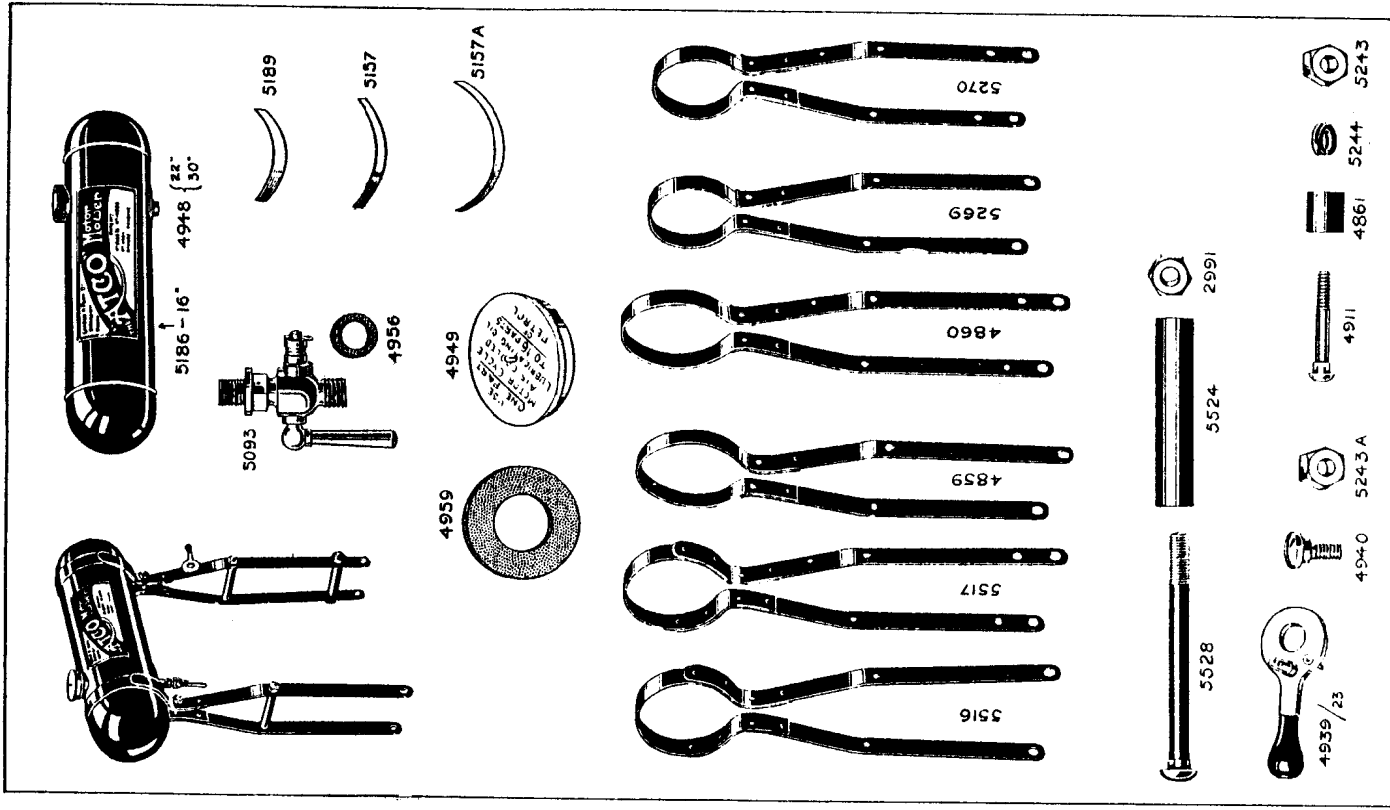
NOTE.—When ordering Spare Parts, the engine number (which is stamped on the crank case), date of purchase, and the width of cutter should always be given.

"ATCO" SPARE PARTS LIST.

Petrol Tank Unit.

16"	22"	30"	Description.	16"	22"	30"
5186	4948	4948	Petrol tank body ...	13/6	13/6	13/6
4949	4949	...	Filler cap ...	8d.	8d.	8d.
4959	4959	...	Filler cap washer ...	1d.	1d.	1d.
5093/4	5093/4	5093/4	Petrol tap complete with nut and nipple and socket ...	1/9	1/9	1/9
4956	4956	...	Petrol tap joint washer ...	1d.	1d.	1d.
5269	4859	...	Petrol tank front supports with tank clip band ...	2/-	2/-	2/-
5270	4860	...	Petrol tank rear supports with tank clip band ...	2/-	2/-	2/-
5189	5157	...	Liner for band clip ...	2d.	2d.	2d.
—	5516	...	Improved (1925 type) petrol tank front supports with tank clip band ...	—	2/6	2/6
—	5517	...	Improved (1925 type) petrol tank rear supports with tank clip band ...	—	2/6	2/6
—	5157A	5157A	Liner for improved (1925 type) band clips ...	—	2d.	2d.
4861	4861	...	Band clip distance piece ...	2d.	2d.	2d.
4911	4911	...	Clip bolt ...	2d.	2d.	2d.
4939/23	4939/23	4939/23	Decompressor lever with knob ...	1/-	1/-	1/-
23	23	...	Knob for lever ...	3d.	3d.	3d.
4942	4942	...	Peg for eyebolt ...	2d.	2d.	2d.
4940	4940	...	Ch hd. pivot pin for lever ...	4d.	4d.	4d.
—	—	...	1/2" hex. nut for ditto ...	1d.	1d.	1d.
—	—	...	1/2" spring washer for ditto... ..	1d.	1d.	1d.
5243	5243	...	Clip bolt nut ...	1d.	1d.	1d.
5244	5244	...	Spring washer for ditto ...	1d.	1d.	1d.
5524	5524	...	Distance tube 2 1/8 for stays	2d.	2d.	2d.
5528	5528	...	Bolt for ditto ...	3d.	3d.	3d.
2991	2991	...	Hex. nut for ditto ...	1d.	1d.	1d.

NOTE.—The tank supports and bands for all 22" and 30" machines previous to 1925 are shown in illustration 4859/4860, but the improved type shown in illustration 5516/7 are interchangeable.




NOTE.—When ordering Spare Parts, the engine number (which is stamped on the crank case), date of purchase, and the width of cutter should always be given.

"ATCO" SPARE PARTS LIST.

Clutch (Disc Type) & Countershaft Unit

16"	22"	30"	Description.	16"	22"	30"
5238	5115	5325	Countershaft (plain on end for starting socket)	6/-	7/-	10/3
5465	5466	5467	Countershaft (screwed on end for starting socket)	6/-	7/-	10/3
5015	5281	5419	Clutch disc (fixed)	12/-	15/-	20/-
6018	5326	5418	Clutch disc (sliding)	12/-	15/-	20/-
5048	5280	5462	Friction disc with brass liner	7/3	8/6	10/9
487	5075	5075	Woodruff key for sliding disc	4d.	4d.	4d.
5050	5050	5050	Screwed collar for sliding disc	4/6	4/6	4/6
5046A	5046A	5046A	Ball thrust washer, complete with balls	9d.	9d.	9d.
5358	5358	5358	Spring container for spring container	9/6	9/6	9/6
5359	5359	5359	Gimbal collars	4/-	4/-	4/-
5380	5380	5380	Coil spring	6/8	6/3	6/3
5017A	5017A	5017A	Thrust collar 1/2" bore	1/4	1/4	1/4
5249A	5249A	5249A	Thrust collar 1" bore	1/4	1/4	1/4
5016	5016	5016	Taper pins (No. 5) for thrust collar	2d.	2d.	2d.
5480	5480	5480	Clutch covers, fitted with oil hole covers	1/6	1/6	1/6
5042	5042	5042	Pegs for spring container	1d.	1d.	1d.
5055	5055	5055	Oil cup for fixed clutch disc	5d.	5d.	5d.
5086	5086	5086	Chain wheel, 14 teeth (for 1/2" x 1/8" chain)	1/3	1/3	—
5038	5038	5038	Chain wheel, 14 teeth (for 1/2" x 1/8" chain)	—	—	2/-
2027	2027	2027	Chain wheel, 52 teeth (for 1/2" x 1/8" chain)	8/6	8/6	—
5254	5254	5254	Chain wheel, 52 teeth (for 1/2" x 1/8" chain)	—	—	10/-
5553	5553	5553	Key for chainwheel boss	3d.	3d.	3d.
5091	5091	5091	Starter socket (improved screwed-on type)	4/6	4/6	4/6
—	—	—	Ditto (pegged-on type)	1/9	1/9	1/9
5452	5452	5452	Plain thrust washer 3/4" bore	1 1/2d.	1 1/2d.	1 1/2d.
—	—	—	Plain thrust washer 1/2" bore	1 1/2d.	1 1/2d.	1 1/2d.
5089	5089	5089	Ball bearings 1/2" bore	8/6	8/6	8/6
5427	5427	5427	spherical outer diameter)	3d.	3d.	3d.
4913	4913	4913	Dust cover cap (clutch end outer)	3d.	3d.	3d.
5292	5292	5292	Dust cover cap (clutch end inner)	3d.	3d.	3d.
4917	4917	4917	Dust cover cap, starting socket end	3d.	3d.	3d.
L.S.9.	L.S.9.	L.S.9.	Plain thrust washer (clutch end)	—	—	1 1/2d
4888	4888	4888	Ball bearing double row (for central bracket of countershaft)	—	—	14/9
4888A	4888A	4888A	Ball bearing for central bracket of countershaft	—	—	8/9



NOTE.—When ordering Spare Parts, the engine number, (which is stamped on the crank case), date of purchase, and the width of cutter should always be given.

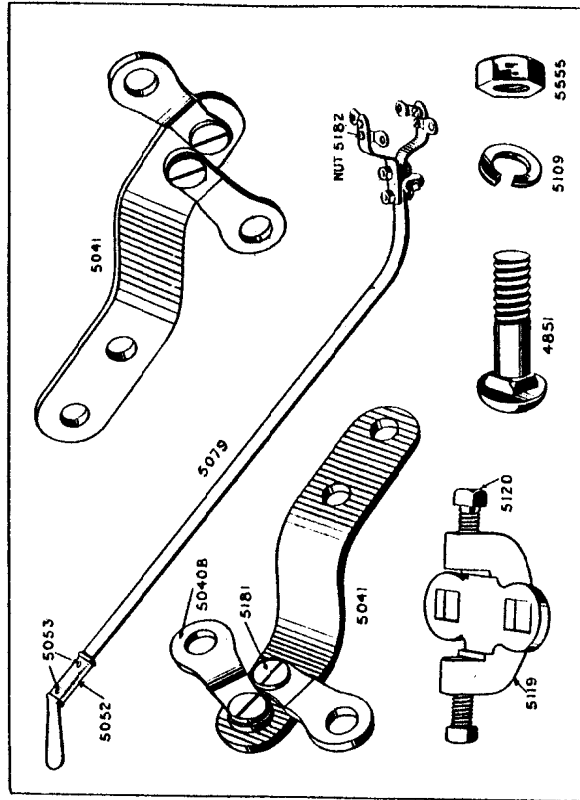
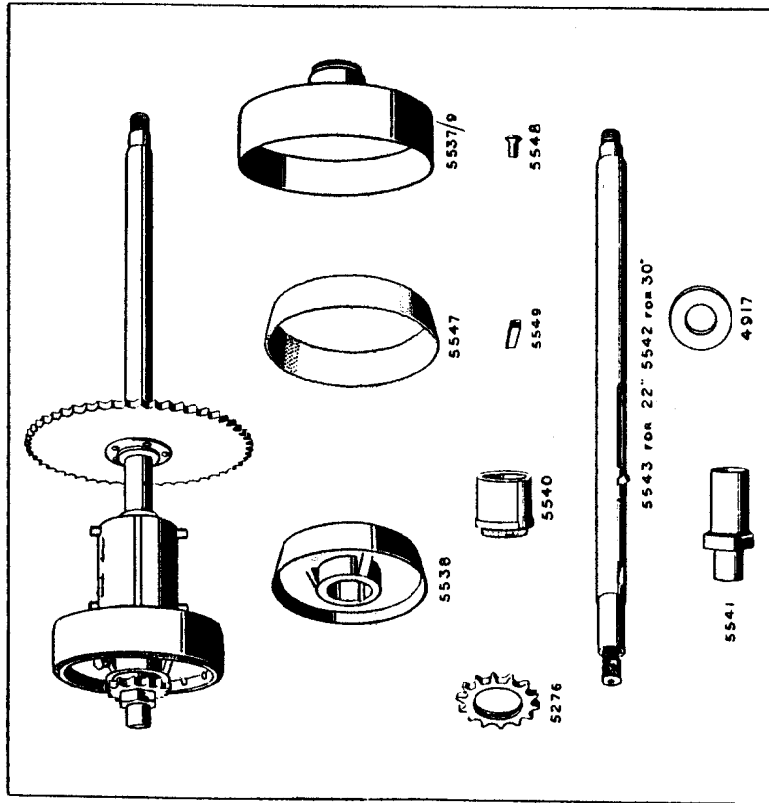
Clutch (Cone Type) & Countershaft

16"	22"	30"	Description.	16"	22"	30"
—	5543	5542	Countershaft	—	7/16	10/8
—	5537/9	5537/9	Outer clutch member	—	17/6	17/6
—	5538	5538	Inner clutch member	—	6/10	6/10
—	5547	5547	Friction fabric liner	—	5/10	5/10
—	5548	5548	Rivets for friction cone	—	2d.	2d.
—	5540	5540	Bush for inner clutch member	—	set	set
—	5541	5541	Tapped sleeve for countershaft	—	6/6	6/6
—	5549	5549	Key for 5540	—	6/9	6/9
—	5276	5276	Chain wheel, 14 teeth (for 1/2" x 1/8" chain)	—	3d.	3d.
—	5454	—	Chain wheel, 52 teeth, (for 1/2" x 1/8" chain)	—	2/10	2/10

NOTE.—All other parts not mentioned are as fitted on the "disc" type clutches. (See pages 10 and 11.)

Clutch Lever Handle Unit.

16"	22"	30"	Description.	16"	22"	30"
5079	5079	5079	Clutch lever	5/6	5/6	5/6
5052	5052	5052	Leather pad for clutch lever	6d.	6d.	6d.
5053	5053	5053	Copper rivets and washers for leather pad	1d.	1d.	1d.
5119	5119	5119	Adjustment bracket	pair	pair	pair
5120	5120	5120	Sq. head screws for adjustment bracket	1/6	1/6	1/6
5041	5041	5041	Cranked fork ends for clutch lever, complete with actuating links for "disc" clutch models	1 1/2d.	1 1/2d.	1 1/2d.
5181	5181	5181	Cranked fork ends for clutch lever, complete with actuating links for "cone" clutch models	3/16	3/16	3/16
5040B	5040B	5040B	Shouldered screw for cranked links	set	set	set.
5041A	5041A	5041A	Hex. nut for shouldered screw	—	3/16	3/16
5041B	5041B	5041B	Cup square bolt for attaching fork ends to levers	3d.	3d.	3d.
5181	5181	5181	1/2" hex. nut for ditto	1d.	1d.	1d.
5040B	5040B	5040B	1/2" spring washer for ditto	2d.	2d.	2d.
5181	5181	5181	1/2" spring washer for ditto	1 1/2d.	1 1/2d.	1 1/2d.

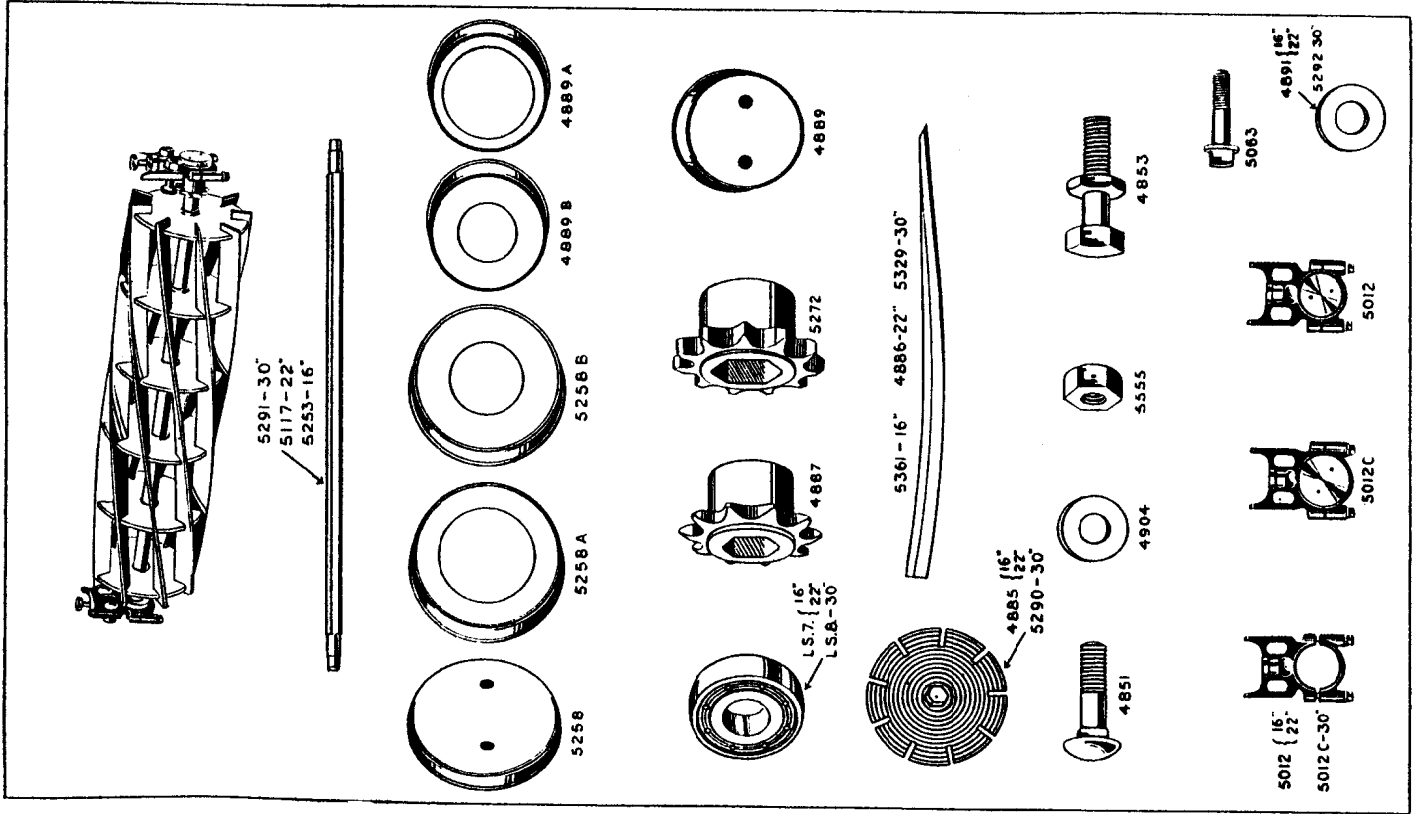


NOTE.—When ordering Spare Parts, the engine number (which is stamped on the crank case), date of purchase, and the width of cutter should always be given.

"ATCO" SPARE PARTS LIST.

Cutter Unit.

16"	22"	30"	Description.	16"	22"	30"
5253	5117	5291	Hex. shaft for cutter ...	2/8	2/6	5/-
4885	4885	5290	Disc for cutter blades ...	1/6	1/6	1/6
5361	4886	5329	Cutter blades (l.h. spiral)...	2/4	2/6	4/-
4891	4891	5292	Thrust washer (plain) ...	2d.	2d.	2d.
4887	4887	—	Sprocket (10T. for $\frac{1}{4}$ " x $\frac{1}{8}$ " chain) ...	3/6	3/6	—
—	4887A	5272	Sprocket for $\frac{1}{4}$ " x $\frac{1}{8}$ " chain ...	4/-	4/-	5/-
L.S.7.	L.S.7.	L.S.8	Ball bearing (spherical outer diameter) ...	7/-	7/-	7/6
5012	5012	5012(c)	Bearing brackets for cutter shaft ...	4/-	4/-	4/-
5063	5063	5063	Sq. head cap screws for bearing brackets ...	3d.	3d.	3d.
4653	4853	4853	Hex. adjusting screws for bearing brackets ...	6d.	6d.	6d.
4889	4889	5258	Cover cap outside ...	3d.	3d.	3d.
4889A	4889A	—	Cover cap inside sprocket end ($\frac{1}{4}$ " x $\frac{1}{8}$ " chain) ...	3d.	3d.	3d.
—	4889C	5258A	Ditto ($\frac{1}{4}$ " x $\frac{1}{8}$ " chain) ...	—	3d.	3d.
4889B	4889B	5258(B)	Cover cap inside plain end ...	3d.	3d.	3d.
5012	5012	5012C	Bearing brackets assembled complete ready to push on to shaft ...	13/6	13/6	14/-
4851	4851	4851	$\frac{3}{8}$ " cup sq. bolt for bearing bracket ...	2d.	2d.	2d.
5555	5555	5555	$\frac{3}{8}$ " hex. nut for ditto ...	1 1/2d.	1 1/2d.	1 1/2d.
4904	4904	4904	$\frac{3}{8}$ " plain washer for ditto ...	1/2d.	1/2d.	1/2d.
—	—	—	Nine-bladed cutter (only), complete (no bearing brackets or sprocket) ...	52/6	70/-	95/-

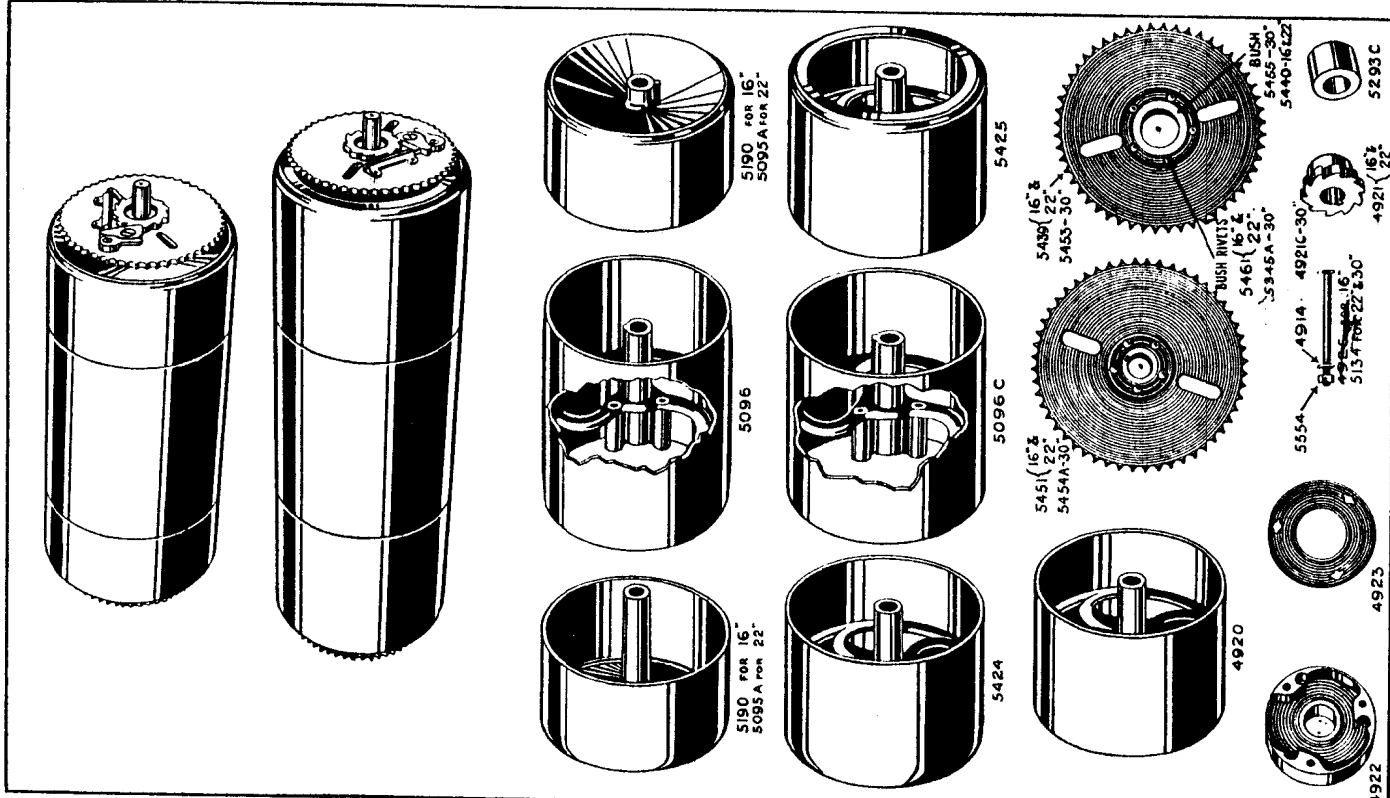


NOTE.—When ordering Spare Parts, the engine number (which is stamped on the crank case), date of purchase, and the width of cutter should always be given.

Rear Roller Unit

complete with Cutter Release Mechanism.

16"	22"	30"	Description.	16"	22"	30"
5193	5116	5450	Roller shaft	5/6	5/6	6/6
4920	5096	5096C	Centre roller	31/9	40/9	46/9
5190	5095A	5424	Outer roller (left hand)	20/9	22/9	41/8
5190	5095A	5425	Outer roller (right hand)	20/9	22/9	41/8
—	—	5327(A)*	Centre roller (right hand)	As used	45/6	45/6
—	—	5327(B)*	Centre roller (left hand)	on 1923	45/6	45/6
—	—	5095(A)	Outside roller (left hand)	30in.	22/9	22/9
—	—	5328	Outside roller (right hand)	Model.	22/9	22/9
*NOTE.—These castings are, however, marked No. 5096 on the arm of the roller roller , as that pattern was used for castings Nos. 5327 (A) and roller .						
—	—	5293(C)	Distance piece	—	—	1/4
4921	4921	4921C	Ratchet wheel for pawl box	5/5	5/5	5/5
4925	4925	4925	Pawl	6d.	6d.	6d.
4922	4922	4922(A)	Ratchet box	4/3	4/3	4/3
4923	4923	4923	Ratchet box covers	4d.	4d.	4d.
4926	5134	5134	Ratchet box bolts	4d.	4d.	4d.
5451	—	—	Left hand chain wheel (with slots) 52T for 1/4" x 1/8" chain	8/6	8/6	—
—	5454(A)	5454(A)	Ditto ditto for 1/4" x 1/8" chain	—	10/6	10/6
5013	5013	5013	Bearing bracket for roller shaft (left hand)	4/-	4/-	4/-
5014	5014	5014	Ditto (right hand)	3/6	3/6	3/6
5063	5063	5063	Sq. head cap screws for bearing brackets	3d.	3d.	3d.
4853	4853	4853	Hex. adjusting screw for bearing bracket	6d.	6d.	6d.
5191 & 5192	5191 & 5192	5191 & 5192	Spherical split plain bearing	7/-	7/-	7/-
5473	5473	—	1/4" locking studs for outside rollers	9d.	9d.	—
5474	5474	—	1/4" lock nut for ditto	2d.	2d.	—
5507	5507	—	Pads for locking screws	1d.	1d.	—
5554	5554	5554	1/8" hex. nut for ratchet bar bolts	1d.	1d.	1d.
4914	4914	4914	1/8" washer for ditto	1d.	1d.	1d.
5050	5050	5050	Woodruff key for chain wheels	4d.	4d.	4d.

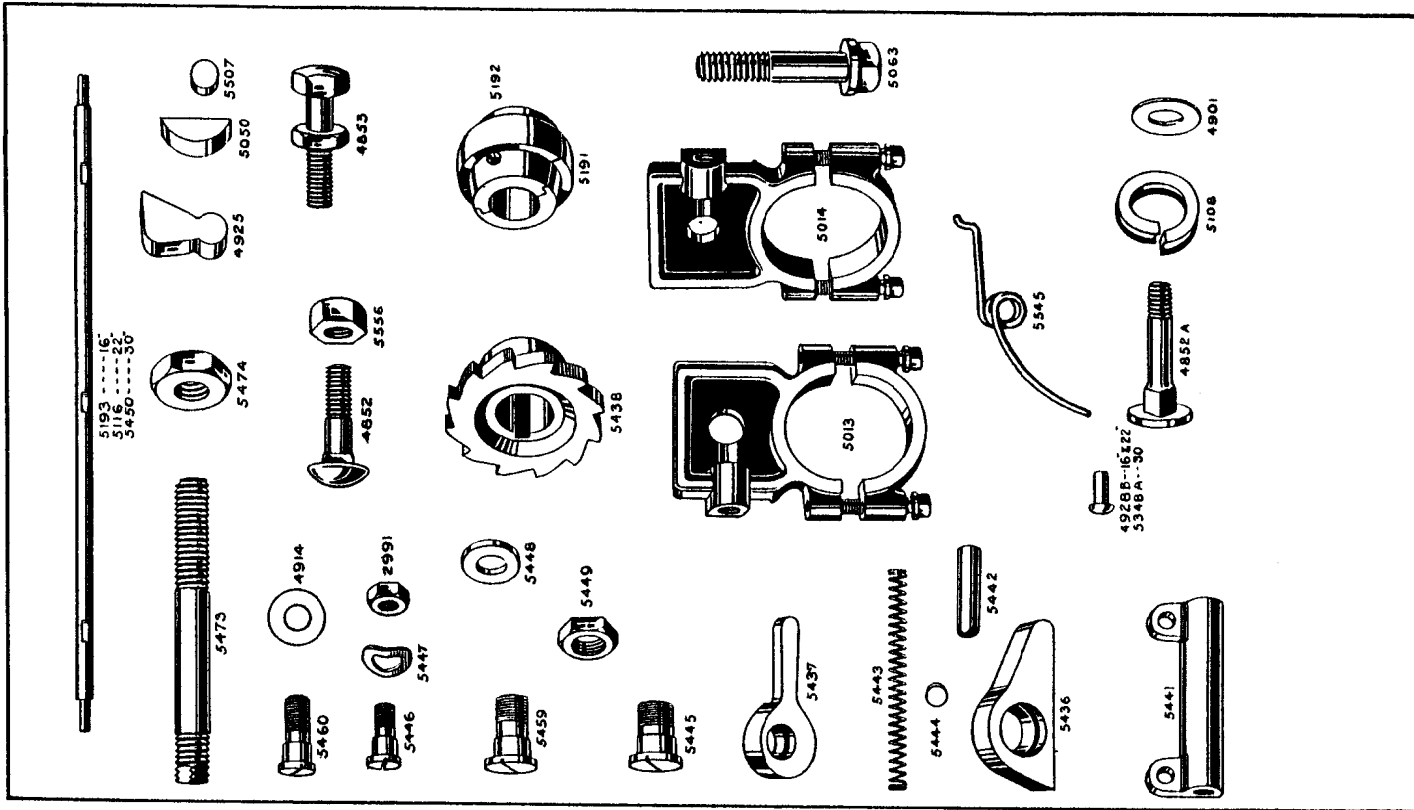


NOTE.—When ordering Spare Parts, the engine number (which is stamped on the crank case), date of purchase, and the width of cutter should always be given.

Rear Roller Unit

complete with Cutter Release Mechanism (continued.)

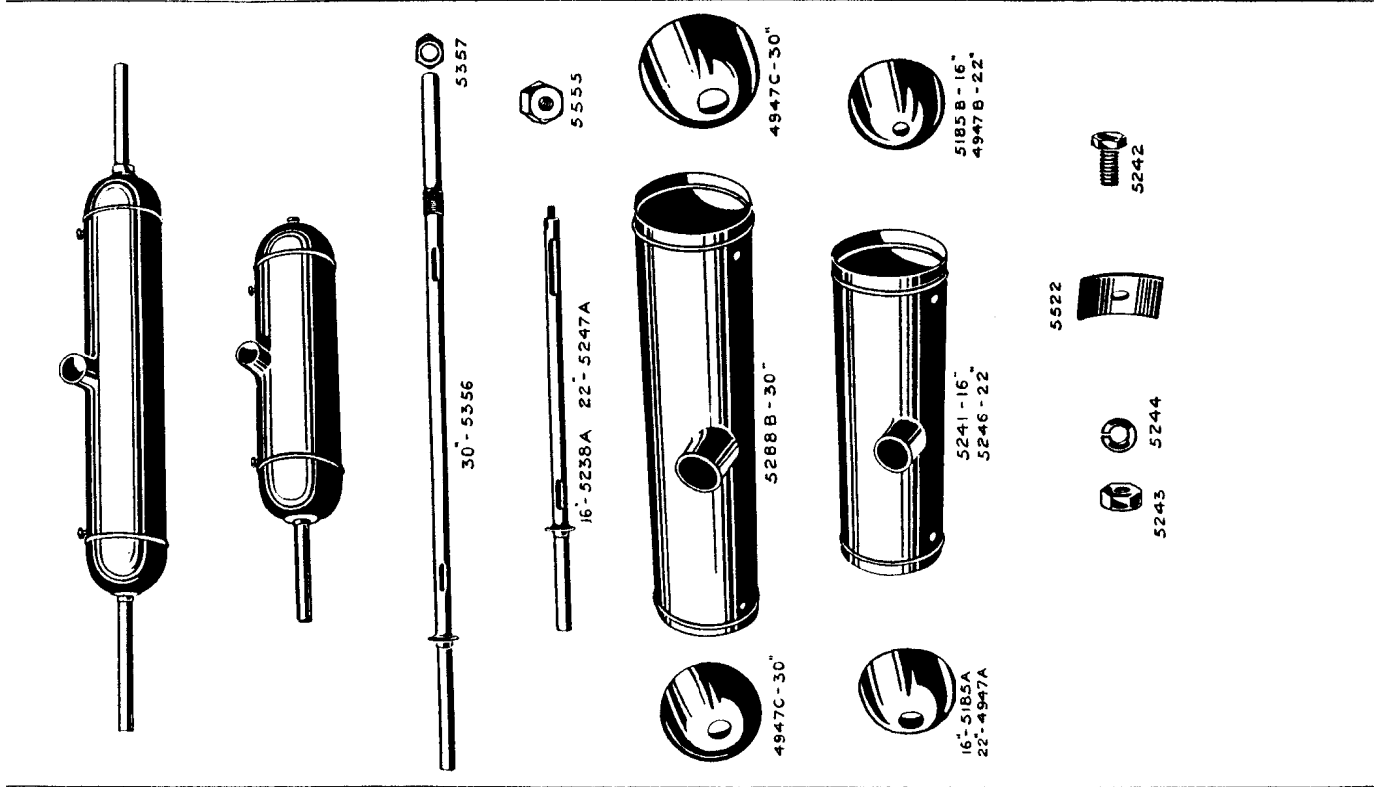
16"	22"	30"	Description.	16"	22"	30"
5438	5438	5438	Ratchet wheel	7/6	7/6	7/6
5439	—	—	Chain wheel (53 teeth) for $\frac{1}{2}$ " x $\frac{1}{8}$ " chain	8/6	8/6	—
—	5453	5453	Chain wheel (52T. $\frac{1}{2}$ " x $\frac{1}{8}$ " chain)	—	10/-	10/-
5440	5440	5455	Bush for chain wheel	4/-	4/-	4/-
5461	5461	5345A	Rivets for bush	‡d.	‡d.	‡d.
5441	5441	5441	Plunger guide	1/2	1/2	1/2
4928B	4928B	5346A	Rivets for plunger guide	‡d.	‡d.	‡d.
5442	5442	5442	Plunger	3d.	3d.	3d.
5443	5443	5443	Plunger spring	3d.	3d.	3d.
5444	5444	5444	Plunger spring pad	‡d.	‡d.	‡d.
5436	5436	5436	Pawl	2/11	2/11	2/11
5445	—	—	Pawl pin (for $\frac{1}{2}$ " x $\frac{1}{8}$ " chain wheel)	6d.	6d.	6d.
—	5459	5459	Pawl pin (for $\frac{1}{2}$ " x $\frac{1}{8}$ " chain wheel)	6d.	6d.	6d.
5437	5437	5437	Cam	2/9	2/9	2/9
5446	—	—	Cam pin (for $\frac{1}{2}$ " x $\frac{1}{8}$ " chain wheel)	5d.	5d.	5d.
—	5460	5460	Cam pin (for $\frac{1}{2}$ " x $\frac{1}{8}$ " ditto)	5d.	5d.	5d.
5447	5447	5447	Spring washer for cam pin	1d.	1d.	1d.
5449	5449	5449	Pawl pin nut	3d.	3d.	3d.
5448	5448	5448	Pawl pin washer	‡d.	‡d.	‡d.
2991	2991	2991	Cam pin nut	3d.	3d.	3d.
4914	4914	4914	Cam pin washer	‡d.	‡d.	‡d.
—	5545	5545	Wire spring for actuating pawl direct (new type)	—	3d.	3d.
4852	4852	4852	$\frac{1}{2}$ " cup square bolt for bearing bracket (l.h. side)	3d.	3d.	3d.
4852A	4852A	4852A	Ditto (right hand side)	3d.	3d.	3d.
5556	5556	5556	Nut for ditto $\frac{1}{2}$ " Whit. hex.	2d.	2d.	2d.
4901	4901	4901	$\frac{1}{2}$ " plain washer for ditto	1d.	1d.	1d.
5108	5108	5108	$\frac{1}{2}$ " spring washer for ditto... ..	1d.	1d.	1d.
—	5460	5460	Pivot pin for wire spring	5d.	5d.	5d.



NOTE.—When ordering Spare Parts, the engine number (which is stamped on the crank case), date of purchase, and the width of cutter should always be given.

Silencer Unit.

16"	22"	30"	Description.	16"	22"	30"
5241	5246	5288B	Silencer body ...	2/4	2/8	5/8
5185A	4947A	4947C	Silencer end (with large hole) ...	5d.	6d.	6d.
5185B	4947B	—	Silencer end (with small hole) ...	5d.	6d.	—
5238A	5247A	5356	Central tube for silencer ...	2/1	2/4	3/3
5242	5242	5242	Bolt for silencer support ...	2d.	2d.	2d.
—	—	5357	1" fine thread hex. nut for screwed bush on central tube ...	—	—	4d.
5243	5243	5243	1/4" hex. nut for support clip bolt ...	1d.	1d.	1d.
5244	5244	5244	1/4" spring washer for ditto ...	1d.	1d.	1d.
5555	5555	—	3/8" hex. nut for screwed in end of central tube ...	1 1/2	1 1/2	—
5522	5522	5522	Liner washer under head of support clip bolt ...	1/2	1/2	1/2

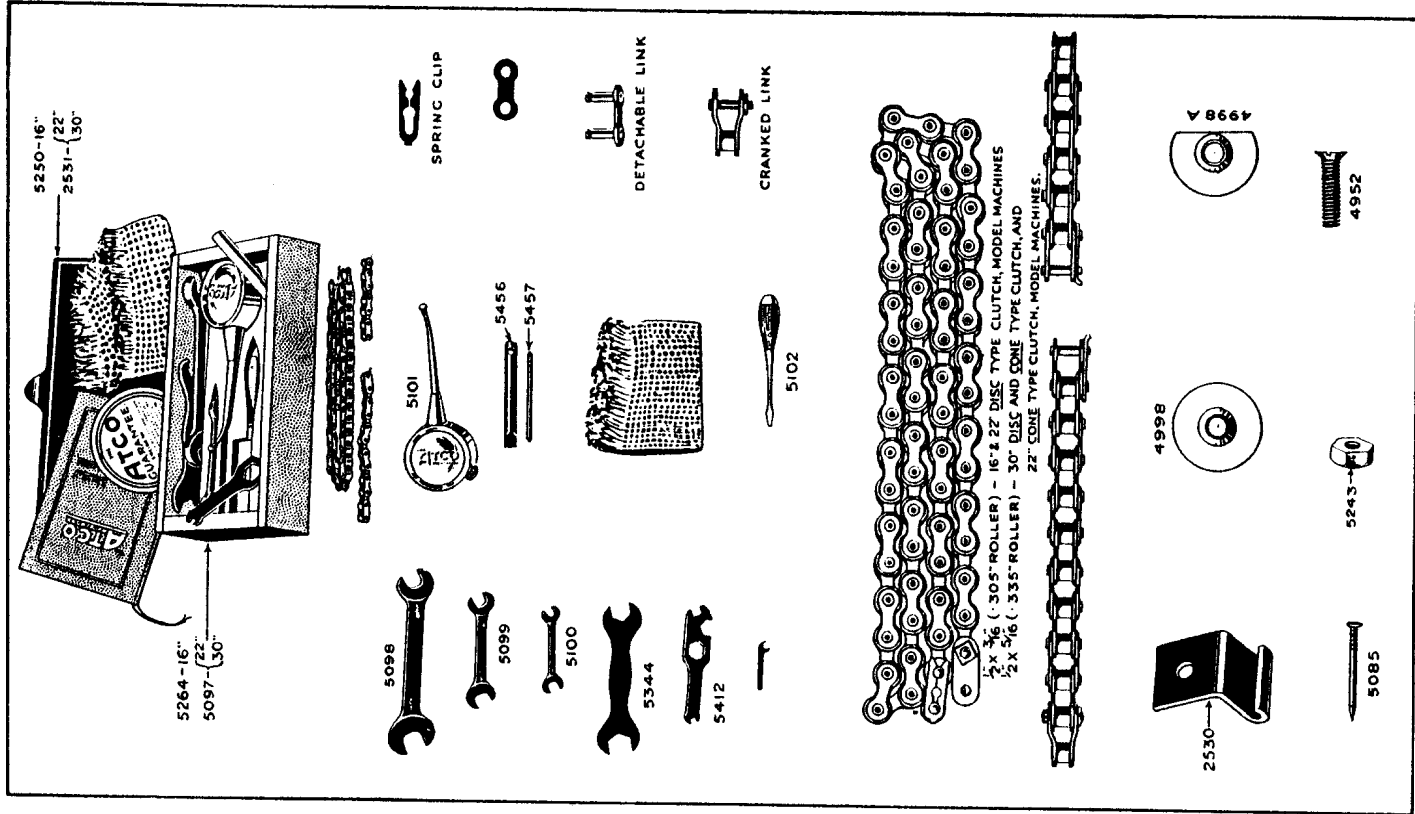


NOTE.—When ordering Spare Parts, the engine number (which is stamped on the crank case), date of purchase, and the width of cutter should always be given.

"ATCO" SPARE PARTS LIST.

Toolbox - Tools Unit.

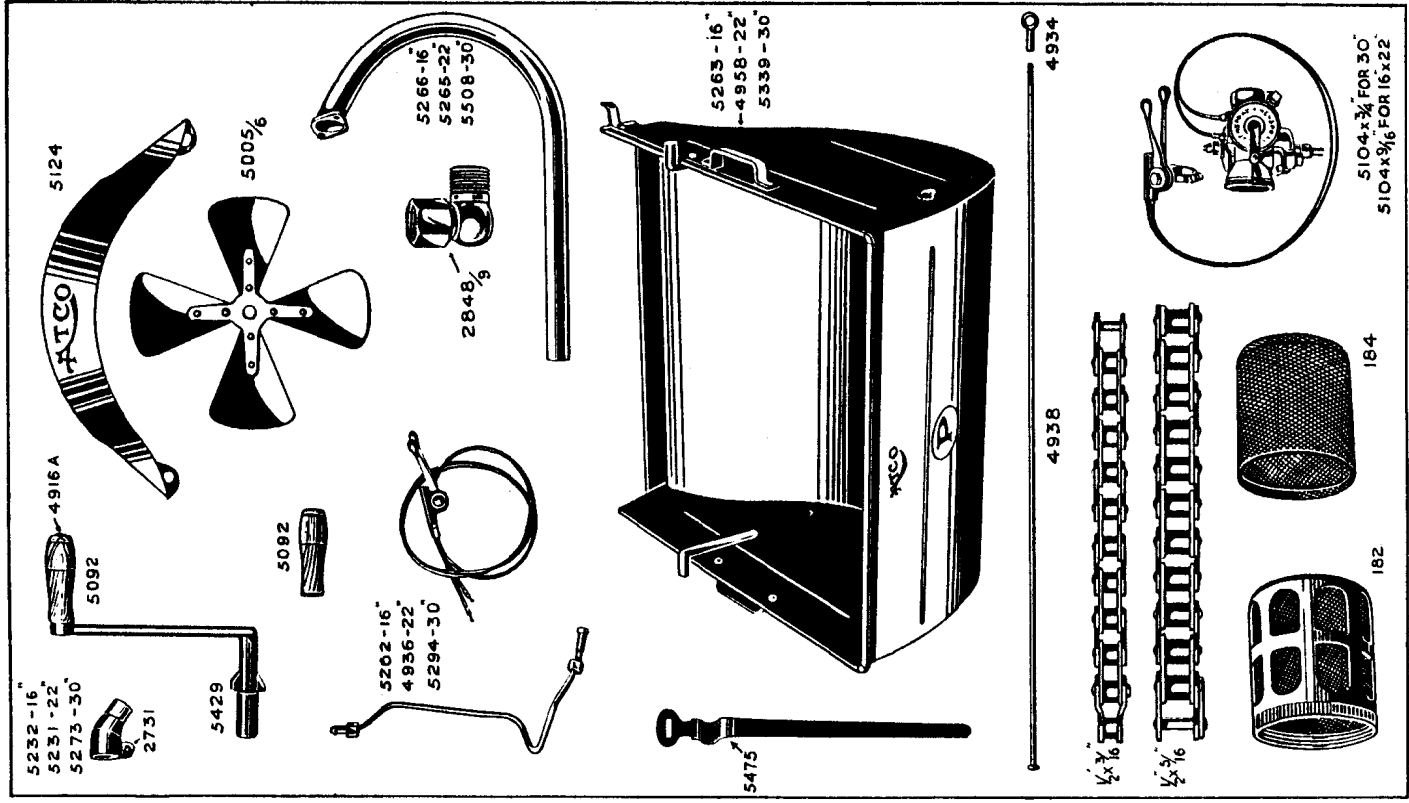
16"	22"	30"	Description.	16"	22"	30"
5264	5097	5097	Tool box	3/10	4/	4/
5250	2531	2531	Tool box lid	3/4	3/5	3/5
5085	5085	5085	Hinge pins for lid	3d.	3d.	3d.
4998	4998	4998	Washer for fixing bolts	3d.	3d.	3d.
4998A	4998A	4998A	Washer for fixing bolts (with flat)	3d.	3d.	3d.
4952	4952	4952	Fixing bolt for tool box	1d.	1d.	1d.
5098	5098	5098	Spanner, 3/8" and 3/4"	1/6	1/6	1/6
5099	5099	5099	Spanner, 1/2" and 5/8"	10d.	10d.	10d.
5100	5100	5100	Spanner, 3/4" and 7/8"	8d.	8d.	8d.
5101	5101	5101	Oilcan	1/	1/	1/
5102	5102	5102	Screwdriver	1/2	1/2	1/2
5344	5344	5344	Spanner for detachable sparking plug, 1/8" hex.	1/3	1/3	1/3
5456 & 5457	5456 & 5457	5456 & 5457	Tubular spanner to fit 338" sq. head and tommy bar for ditto	8d.	8d.	8d.
5412	5412	5412	spanner	8d.	8d.	8d.
—	—	—	Carburettor spanner	1/	1/	1/
—	—	—	Sponge cloth	3d.	3d.	3d.
—	—	—	Cranked and half links for chain (for 3/8" x 1/8" chains)	3/	per dozen (either kind)	
—	—	—	Cranked and half links for chain (for 1/2" x 1/8" chains)	6/	per dozen (either kind)	
—	—	—	Spring clip	1d.	each	
—	—	—	Short lengths of spare chain	1/2" x 1/8" x 1/4" per ft.	1/2" x 1/8" x 3/2" per ft.	
—	—	—	Manual of Instruction	2/6		
—	—	—	Magneto spanner	3d.	3d.	3d.
2530	2530	2530	Clips for fastening tool box to frame stay	13d.	13d.	13d.
5243	5243	5243	Nut for tool box fixing bolt	1d.	1d.	1d.



NOTE.—When ordering Spare Parts, the engine number (which is stamped on the crank case), date of purchase, and the width of cutter should always be given.

Sundries.

16"	22"	30"	Description.	16"	22"	30"
5263	4958	5339	Grass box	40/-	55/-	70/-
5263	4936	5394	Petrol pipe, complete with nuts and nipples	37/-	37/-	37/-
5104 (1/8)	5104 (1/8)	5104 (1/8)	Carburettor complete	57/-	57/-	57/-
—	—	—	Control cables, complete with all nipples (but no levers or clip bracket)	5/9	5/9	5/9
4934/8	4934/8	4934/8	Compression release rod (and eyelet)	6d.	6d.	6d.
182	182	182	Air intake extension pipe, with gauze	2/-	2/-	2/-
184	184	184	Gauze only for ditto	1/3	1/3	1/3
2848/9	2848/9	2848/9	Right angled petrol union at bottom of float chamber	2/3	2/3	2/3
5266	5265	5508	Exhaust pipe complete with flange (plated)	9/6	10/6	10/6
5005/6	5005/6	5005/6	Fan	2/3	2/3	2/3
5124	5124	5124	Fan guard	1/3	1/3	1/3
5429	5429	5429	Starting handle complete with wood grip	4/6	4/6	4/6
5092	5092	5092	Wood grip for ditto	3d.	3d.	3d.
4916A	4916A	4916A	Washer for starting handle grip	1d.	1d.	1d.
5475	5475	5475	Control cable clip	2/-	2/-	2/-
5232	5231	5273	Induction pipe adaptor for carburettor	3d.	3d.	3d.
2731	2731	2731	Screw for ditto	3/8	3/8	—
5105	5105	—	Driving chain (engine to countershaft) (1/2" x 1/8")	4/4	4/4	—
5106	5106	—	Driving chain (countershaft to rear rollers) (1/2" x 1/8")	4/-	4/-	—
5107	5107	—	Driving chain (rear roller to cutter) (1/2" x 1/8")	—	8/8	8/8
—	5563	5563	Driving chain (engine to countershaft) (1/2" x 1/8")	—	10/-	10/-
—	5565	5565	Driving chain (countershaft to rear roller) (1/2" x 1/8")	—	9/5	9/5
—	5564	5564	Driving chain (rear roller to cutter) (1/2" x 1/8")	—	9/5	9/5



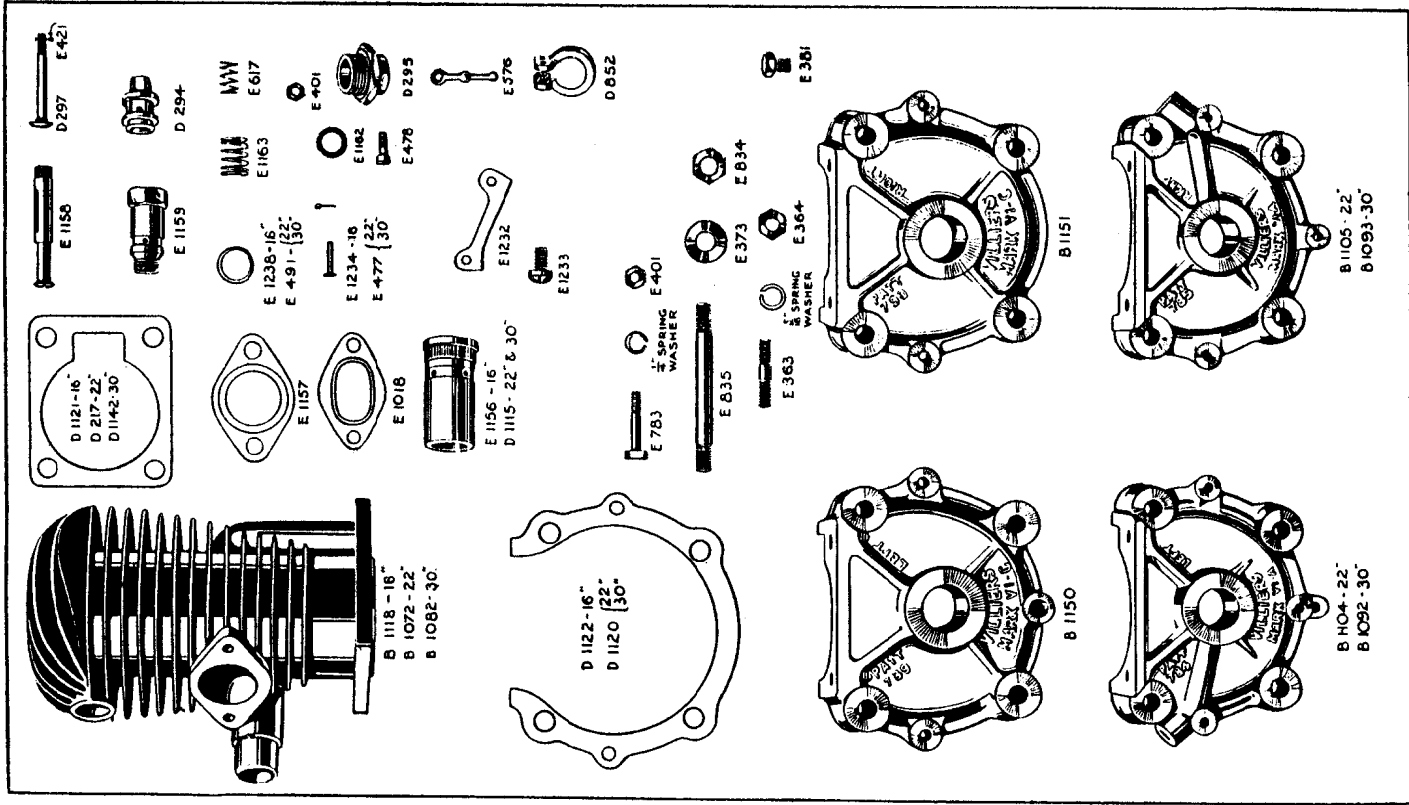
NOTE.—When ordering Spare Parts, the engine number (which is stamped on the crank case), date of purchase, and the width of cutter should always be given.

"ATCO" SPARE PARTS LIST.

Engine Parts.

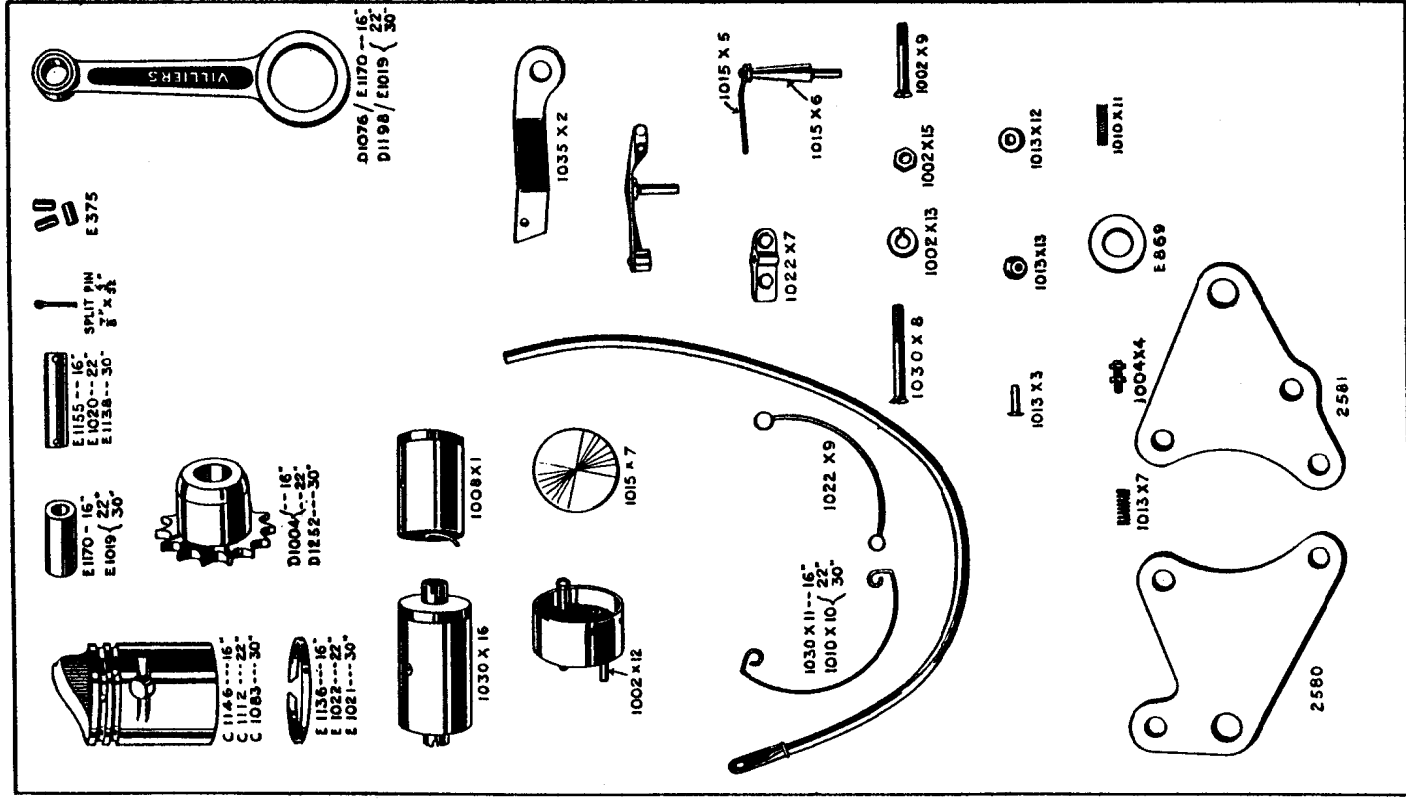
16"	22"	30"	Description.	16"	22"	30"
B1118	B1072	B1082	Cylinder only	40/-	45/-	50/-
D1121	D217	D1142	Cylinder joint washer	4d.	6d.	9d.
E1157	E1018	E1018	Cylinder exhaust flange joint washer	3d.	6d.	6d.
E1158	D297	D297	Release valve stem	1/-	1/-	1/-
E1159	D294	D294	Release valve body	1/6	1/6	1/6
E1238	E491	E491	Release valve packing washer	1d.	1d.	1d.
E1163	E617	E617	Release valve spring	3d.	3d.	3d.
E1162	E401	E401	Release valve nut	1d.	1d.	1d.
—	D295	D295	Release valve cover	—	1/6	1/6
E576	E576	E576	Release valve lever	6d.	6d.	6d.
—	E421	E421	Release valve split pin	—	‡d.	‡d.
E1234	E477	E477	Release valve lever pivot pin	2d.	2d.	2d.
E1232	D852	D852	Release valve clip	3d.	2/-	2/-
E1233	E478	E478	Release valve clip screw	1d.	1d.	1d.
—	—	—	Split pin for pivot pin	‡d.	‡d.	‡d.
2581	2581	2581	Engine plates (front)	2/3	2/3	2/3
2580	2580	2580	Engine plates (rear)	2/3	2/3	2/3
E885	E885	E885	Engine stud	3d.	3d.	3d.
E834	E834	E834	Engine stud nut	1d.	1d.	1d.
E373	E373	E373	Engine stud washer	1d.	1d.	1d.
E363	E363	E363	Cylinder stud	2d.	2d.	2d.
E364	E364	E364	Cylinder stud nut	1d.	1d.	1d.
—	—	—	Cylinder stud spring washer (1/4")	1d.	1d.	1d.
B1151	B1105	B1093	Crankcase (right half)	15/-	20/-	22/6
B1150	B1104	B1092	Crankcase (left half)	15/-	20/-	22/6
E381	E381	E381	Crankcase drain plug	2d.	2d.	2d.
E1156	D1115	D1115	Crankcase bush	3/-	4/-	4/-
E783	E783	E783	Crankcase bolt	2d	2d	2d.
E401	E401	E401	Crankcase bolt nut	1d.	1d.	1d.
—	—	—	Crankcase bolt spring washer (1/2")	1d.	1d.	1d.
D1122	D1120	D1120	Crankcase paper joint washer	2d.	3d.	3d.

NOTE.—When ordering Spare Parts, the engine number (which is stamped on the crank case), date of purchase, and the width of cutter should always be given.



Engine Parts (continued)

16"	22"	30"	Description.	16"	22"	30"
C1146	C1112	C1083	Piston (with piston ring pegs) ...	9/-	12/-	15/-
E1136	E1022	E1021	Piston ring ...	1/6	1/9	2/-
E1155	E1020	E1138	Gudgeon pin ...	1/6	2/3	3/-
—	—	—	Gudgeon pin split pin (1/8" x 3/8") ...	1/d.	1/d.	1/d.
1 1/2 hp	2 1/2 hp	3 1/2 hp	Connecting rod complete with small end bush ...	9/-	10/6	10/6
E1170	E1019	E1019		Small end bush ...	1/6	1/6
E375	E375	—	Rollers for big end ...	set.	set.	set.
D1004	D1004	—	Chain sprocket (14 teeth x 1 1/8") ...	1/6	1/6	1/6
—	D1252	D1252	Chain sprocket (14 teeth x 1 1/8") ...	5/-	5/-	—
1030x16	1008x1	1008x1	Ignition coil ...	—	5/-	5/-
1035x2	—	—	Fixed ignition strap ...	15/-	20/-	20/-
39	—	—	H.T. cable complete with terminal ...	6d.	6d.	6d.
1030x11	1010x10	1010x10	H.T. terminal fastener ...	1/6	1/6	1/6
1022x9	1022x9	1022x9	L.T. lead ...	3d.	9d.	9d.
18	21	21	Condenser and condenser box ...	6d.	6d.	6d.
1002x12	1002x12	1002x12	Condenser box stud ...	6/3	6/3	6/3
1015x7	1015x7	1510x7	Condenser box cover ...	1d.	1d.	1d.
31	31	31	Rocker arm complete with platinum point and fibre ...	3d.	3d.	3d.
1015x5	1015x5	1015x5	Condenser box clip ...	7/6	7/6	7/6
1015x6	1015x6	1015x6	Condenser stud ...	1d.	1d.	1d.
1022x7	1022x7	1022x7	Point clamp ...	2d.	1d.	1d.
1002x9	1002x9	1002x9	Armature plate screw (short) ...	6d.	6d.	6d.
1030x8	1030x8	1030x8	Armature plate screw (long) ...	1d.	1d.	1d.
1002x15	1002x15	1002x15	Armature plate screw nut ...	1d.	1d.	1d.
1002x13	1002x13	1002x13	Armature plate screw spring washer ...	1d.	1d.	1d.
1013x3	1013x3	1013x3	Point clamp screw ...	1d.	1d.	1d.
1013x13	1013x13	1013x13	Point clamp top insulated bush ...	1d.	1d.	1d.
1013x12, 1013x12	1013x12	1013x12	Point clamp bottom insulated bush ...	1d.	1d.	1d.
1013x7	1013x7	1013x7	Rocker arm brass spring ...	1d.	1d.	1d.
1004x4	1004x4	1004x4	Screwed platinum point complete with lock nut ...	3d.	3d.	3d.
E869	E869	E869	H.T. terminal felt washer ...	5/-	5/-	5/-
1010x11	1010x11	1010x11	H.T. terminal pick-up spring ...	2d.	2d.	2d.

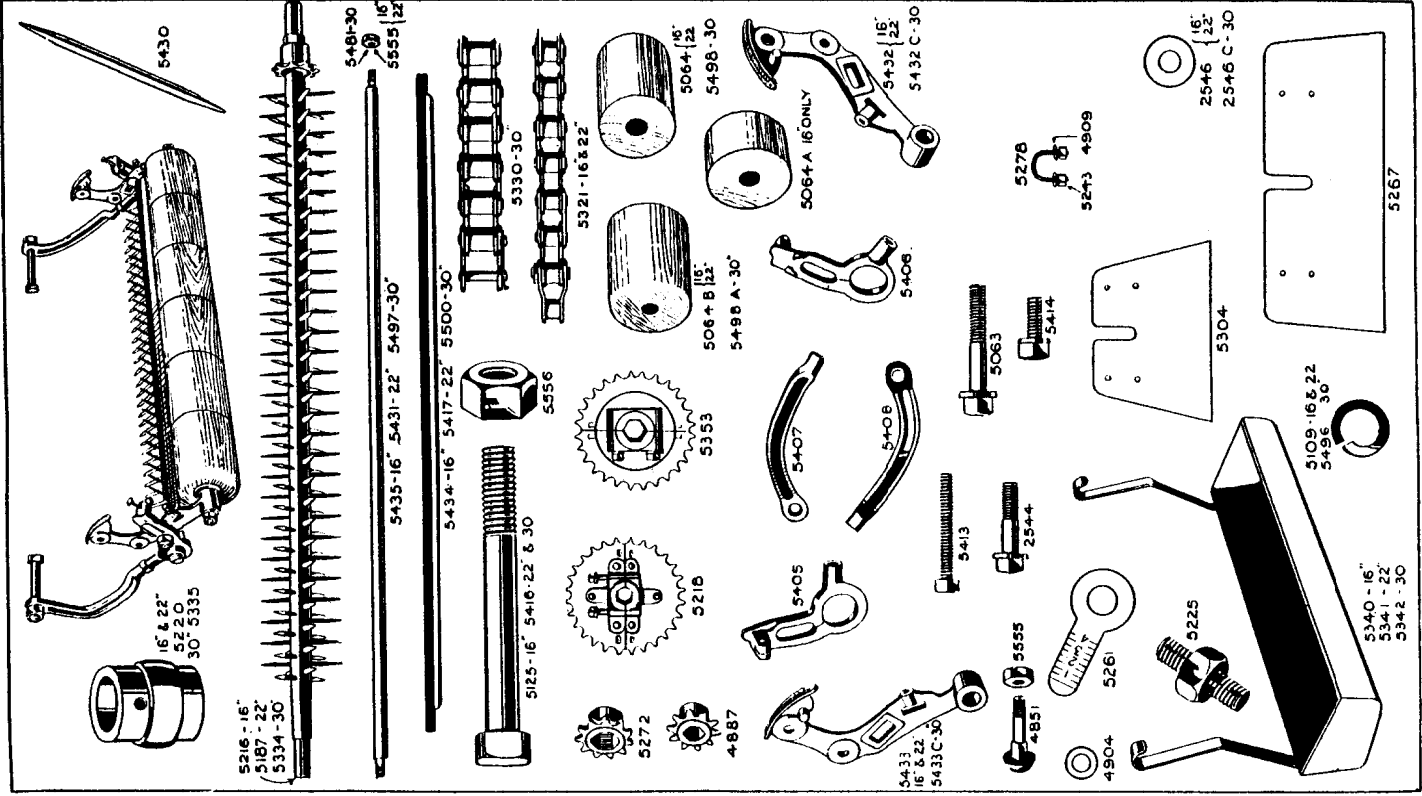


NOTE.—When ordering Spare Parts, the engine number (which is stamped on the crank case), date of purchase, and the width of cutter should always be given.

"ATCO" SPARE PARTS LIST.

Cultivator Unit.

16"	22"	30"	Description.	16"	22"	30"
5216	5187	5384	Cultivator spindle, with all teeth fitted	28/6	40/-	56/-
5430	5430	5480	Cultivator teeth	2 3/4	2 3/4	2 3/4
4887	4887	5272	Chain wheel on cultivator spindle	3/6	3/6	5/-
5220	5220	5685	Bearing for cultivator spindle	3/-	3/-	3/-
5435	5431	5497	Wood roller shaft	1/7	1/7	4/2
5064A	5064	5498	Wood rollers (short)	2/3	2/3	2/3
5064B	5064B	5498A	Wood rollers (rounded edge at one end)	1/9	—	—
2546	2546	2546C	Washers between wood rollers	2/3	2/3	2/3
5407	5407	5407	Radius arm (right hand)	2d.	2d.	2d.
5408	5408	5408	Radius arm (left hand)	2/-	2/-	2/-
5405	5405	5405	Bearing bracket (right hand) with engraved scale	3/3	3/3	3/3
5406	5406	5406	Bearing bracket (left hand) with engraved scale	3/3	3/3	3/3
5225	5225	5225	Chain adjuster	10d.	10d.	10d.
5413	5413	5413	Stop screw	1d.	1d.	1d.
5414	5414	5414	Locking screw for stop screw	1d.	1d.	1d.
2544	2544	2544	Clip screw for bearing	1d.	1d.	1d.
4929	4929	4929	Collar for 2544 and 5414	2d.	2d.	2d.
5261	5261	5261	Engraved scale for cultivator adjustment	1d.	1d.	1d.
5432	5432	5432C	Bracket for wood roller shaft (right hand), with scale attached	2d.	2d.	2d.
5433	5433	5433C	Bracket for wood roller shaft (left hand), with scale attached	4/-	4/-	4/-
5434	5417	5500	Wood roller scraper	4/-	4/-	4/-
5414	5414	5414	Screw for fixing scraper	1/3	1/6	2/-
5304	5267	—	Scraper for centre roller (rear)	1d.	1d.	1d.
5278	5278	5278	Staple clip for centre scraper	2/-	2/-	1 1/2
5216	5218	5353	Split chain wheel, 28-tooth, complete with screws	1 1/2	1 1/2	1 1/2
5063	5063	5063	Screws for chain wheel boss	4/-	4/-	8/-
5321	5321	—	Driving chain (1/2" x 1/8")	4d.	4d.	4d.
—	—	5380	Ditto (1/2" x 1/8")	2/2	2/2	5/-
5340	5341	5342	Box under rear roller scrapers	—	—	15/6
5125	5416	5416	Conveyor bolt for radius arm	9/6	11/6	15/6
4851	4851	4851	Cup square bolt	6d.	6d.	6d.
4904	4904	4904	3/8" plain washer	2d.	2d.	2d.
5109	5109	—	3/8" spring washer	1/2	1/2	1/2
4909	4909	—	1/2" plain washer	1/2	1/2	1/2
5556	5556	5556	1/2" Whit. nut for conveyor bolt	1/2	1/2	1/2
5555	5555	5555	3/8" Whit. nut	2d.	2d.	2d.
5243	5243	—	1/2" Whit. nut for 5278	1 1/2	1 1/2	1 1/2
—	—	5496	3/8" spring washer for wood roller shaft	1d.	1d.	—
—	—	5481	1/2" Whit. nut tapped 1/8" Whit. for wood roller shaft	—	—	2 1/2



NOTE.—When ordering Spare Parts, the engine number (which is stamped on the crank case), date of purchase, and the width of cutter should always be given.